

Air Receivers

Volumes 90 – 10,000l



Air receivers

KAESER: Your one-stop shop

In fulfilling their storage and buffer functions, air receivers play a key role within a compressed air station: they provide capacity during periods of peak demand and are often used to separate condensate from the compressed air. It is therefore important for receivers to be correctly sized for the specific system and to be resistant against corrosion; inspection intervals should also be as long as possible. Needless to say, air receivers from KAESER KOMPRESSOREN meet all of these requirements and more.

Comprehensive selection

Whether 90 or 10,000 litres, 11, 16, 45 or 50 bar, all KAESER compressed air receivers are designed and manufactured to the highest quality standards to ensure exceptional safety and durability. You only get genuine KAESER quality with genuine KAESER air receivers. Moreover, they are exceptionally corrosion resistant and guarantee perfect sealing. This is due to a combination of the precision thread finishing process that takes place following galvanisation, and the extensive protection measures that are taken during transportation.

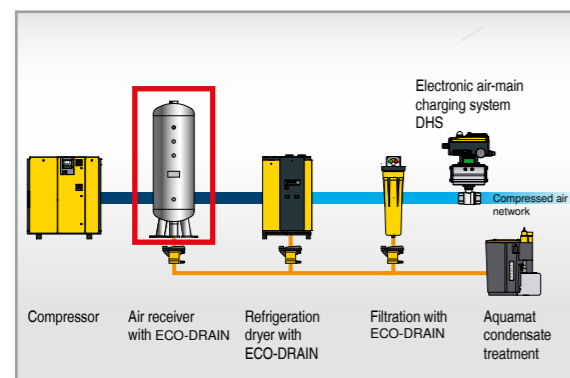
Inspection intervals up to five years

Meticulous design, including thicker walls in accordance with AD 2000 regulations, enables long inspection cycles of up to five years. This not only reduces service and maintenance costs, but also increases compressed air efficiency and availability.

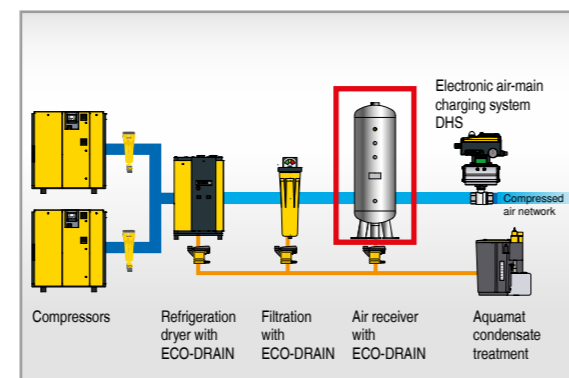
Perfectly matched accessories

KAESER accessory sets are especially tailored to meet the exact needs of the specific application. Ensuring maximum convenience, they include quality components such as ball valves, pressure relief valves, pressure gauges, drain taps, gaskets, fittings and associated smaller components. For added peace-of-mind regarding compliance with wastewater and environmental regulations, electronic controlled condensate drains are available as complete sets, including connection components that are matched to the specific air receiver.

Installation upstream from compressed air treatment



Installation downstream from compressed air treatment



**No leaks,
no worries!**




Vertical air receiver, hot-dip galvanised



Air receivers

Dependable, durable, reliable



Inspection intervals up to five years

Meticulous design in accordance with AD 2000 regulations enables five year inspection cycles. This not only reduces service and maintenance costs, but also increases compressed air efficiency and availability.



Optimal corrosion resistance

All KAESER air receivers are hot-dip galvanised both internally and externally in accordance with DIN EN ISO 1461, which means they last approximately three times longer than conventional models.



Excellent maintenance access

Cleaning, maintenance and receiver inspection tasks are made simple thanks to generously sized access openings. Efficiency is further enhanced as a result.



Installation-ready


The threads on all KAESER air receivers are precision profiled directly after the galvanisation process to enable quick, reliable installation.

Technical specifications

| Air receiver volume | Max. permitted working pressure | Available versions | | Vertical version | | | | Horizontal version | | | |
|---------------------|---------------------------------|--------------------|------------|------------------|--------------|--------------------------|--------------|--------------------|--------------|--------------------------|--------------|
| | | Vertical | Horizontal | Height mm | Ø mm | Inlet/outlet connections | Weight kg | Length mm | Ø mm | Inlet/outlet connections | Weight kg |
| 90 | 11 45 | Yes | — | 1160 1154 | 350 | 2 x G ½ rear | 37 88 | — | — | — | — |
| 150 | 11 16 | Yes | Yes | 1190 | 450 | 2 x G ¾ rear | 60 67 | 1050 1346 | 450 400 | 2 x G 2 | 55 75 |
| 250 | 11 16 | Yes | Yes | 1540 1545 | 500 | 2 x G ¾ rear | 84 100 | 1410 1410 | 500 | 2 x G 2 | 84 100 |
| | 45 | | — | 1600 | 500 | 2 x G 1 rear | 270 | — | — | — | — |
| 350 | 11 16 | Yes | Yes | 1770 | 550 | 2 x G 1 rear | 100 150 | 1630 1640 | 550 | 2 x G 2 | 101 164 |
| 500 | 11 16 | Yes | Yes | 1925 1918 | 600 | 2 x G 1 rear | 130 210 | 1780 | 600 | 2 x G 2 | 130 208 |
| | 45 | | — | 1925 | | | 420 | — | — | — | — |
| 900 | 11 | Yes | — | 2170 | 800 | 2 x G 2; 2 x G 1½ | 238 | — | — | — | — |
| 1000 | 11 16 | Yes | Yes | 2265 2255 | 800 | 2 x G 1½; 2 x G 2 | 244 356 | 2150 2160 | 800 | G 2; 1 x G 1½ | 240 360 |
| | 45 | | | 2255 | | | 4 x G 1½ | 500 | — | — | — |
| 2000 | 11 16 | Yes | Yes | 2375 2360 | 1150 1150 | 4 x G 2½ | 470 600 | 2180 | 1150 | 2 x G 2 | 470 600 |
| | 50 | | — | 2430 | 1100 | 4 x DN 80 | 1600 | — | — | — | — |
| 3000 | 11 16 | Yes | Yes | 2705 2845 | 1250 | 4 x G 2½ | 680 850 | 2610 3040 | 1250 1150 | 2 x G 2½ 2 x G 2 | 680 810 |
| 5000 | 11 16 | Yes | Yes | 3570 | 1400 | 4 x DN 100 | 1050 1430 | 3470 3700 | 1400 | 4 x DN 100 | 1100 1800 |
| 8000 | 11 16 | Yes | Yes | 4400 | 1600 | 4 x DN 200 | 1850 2350 | 4440 4400 | 1600 | 4 x DN 200 | 1850 2350 |
| 10000 | 11 16 | Yes | Yes | 5415 | 1600 | 4 x DN 200 | 2260 2540 | 5400 5440 | 1600 | 4 x DN 200 | 2200 2650 |

Complete connection sets

Made-to-fit connection sets comprising:
ball valve, pressure relief valve, pressure gauge, drain tap, gaskets and associated smaller components.



Shut-off valve



Test flange



Pressure gauge



Pressure relief valve

ECO-DRAIN complete sets

Electronically controlled condensate drains ensure exceptional performance.
Available as a complete set, includes attachments matched to air receiver.



ECO-DRAIN 30

The world is our home

As one of the world's largest compressed air system providers and compressor manufacturers, KAESER KOMPRESSOREN is represented throughout the world by a comprehensive network of branches, subsidiary companies and authorised partners in over 140 countries.

With innovative products and services, KAESER KOMPRESSOREN's experienced consultants and engineers help customers to enhance their competitive edge by working in close partnership to develop progressive system concepts that continuously push the boundaries of performance and compressed air efficiency.

Moreover, the decades of knowledge and expertise from this industry-leading system provider are made available to each and every customer via the KAESER group's global computer network.

These advantages, coupled with KAESER's worldwide service organisation, ensure that every product operates at the peak of its performance at all times and provides maximum availability.



KAESER KOMPRESSOREN SE

P.O. Box 2143 – 96410 Coburg – GERMANY – Tel +49 9561 640-0 – Fax +49 9561 640-130
e-mail: productinfo@kaeser.com – www.kaeser.com